

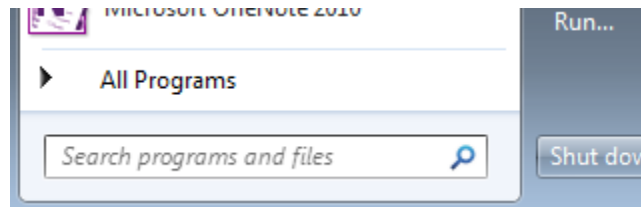


Finding A Computer IP Address

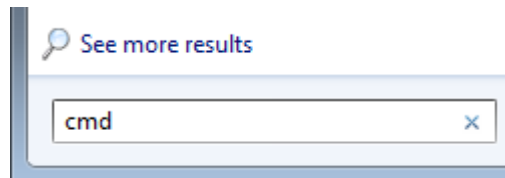
Finding A Computer IP Address To Set It Up As A Server

To find the IP Address of a computer/laptop needed as a server on an incident:

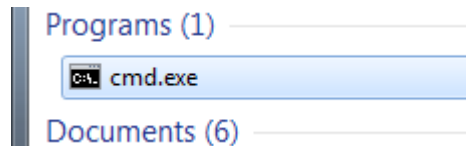
1. Click on the Windows icon on the toolbar to see this box:



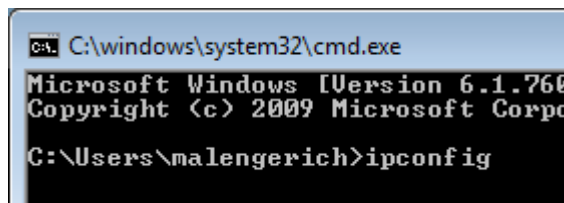
2. Type in CMD in the “Search programs and files” field.



3. Press Enter
4. Click on cmd.exe



5. Type -- ipconfig



6. Press Enter
7. The IP Address will be listed, usually IPv4 Address. In this case: 199.131.110.180



8. This is the URL address which all other computers will point to use this “server”.

Example: 199.131.110.180:59123/isuite/ui/index.html#