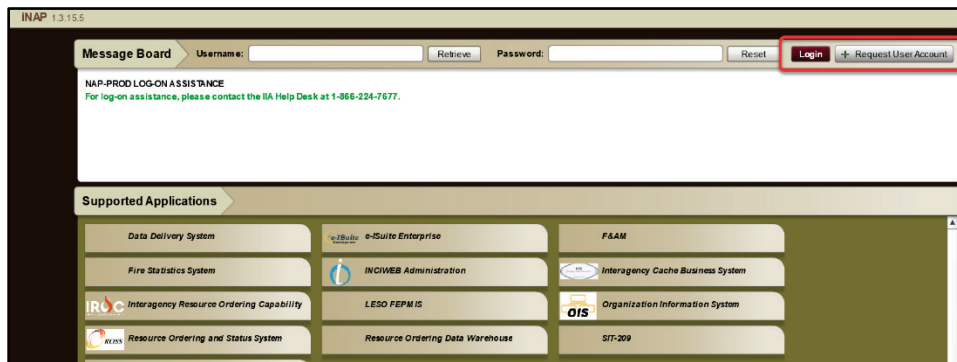


## Accessing the Resource Ordering Data Warehouse: New Users

This document describes how new users who do not yet have an iNAP account can gain access to the Resource Ordering Data Warehouse (RODW) / Cognos reporting application to create and run reports using historical ROSS data. You must login with an iNAP account to access Cognos.

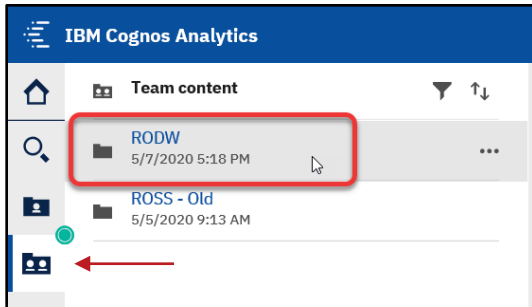
- 1 If you require a NAP account, browse to <https://nap.nwcg.gov/NAP/#> using Internet Explorer and click **Request User Account**. Request access to **RODW** (Standard Account).



- 2 After you have access, use your NAP login to access the RODW at <https://rodw.nwcg.gov>. Cognos may display best using Internet Explorer.

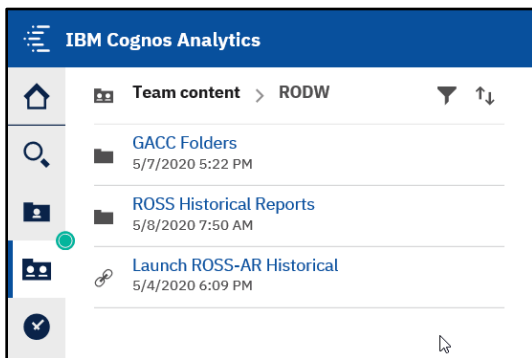


- 3 After authenticating to RODW, select the **Team Folder** tab on the left and select the **RODW** folder.



**Note:** Items in the ROSS-Old file are for reference purposes only and will not function unless the properties of the report are modified to change the source package to the ROSS-AR Historical folder in the Team Content > RODW folder.

- 4 Search for reports to access ROSS data for analysis and reporting.



**Note:** Cognos uses historical data exported from ROSS. Some legacy reports created when using ROSS may not function properly.